

# EVACUATION DIAGRAM



**O'BRIEN GROUP ARENA**

105 Pearl River Road  
Docklands VIC 3008

## EMERGENCY PROCEDURES

REMOVE YOURSELF AND OTHERS FROM DANGER FROM DANGER



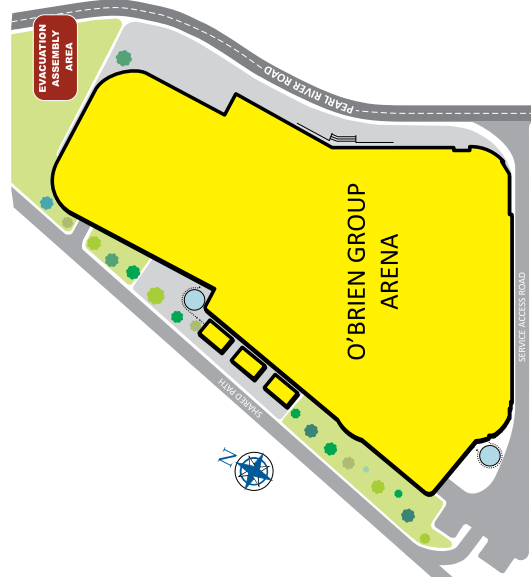
RAISE THE ALARM NOTIFY A MEMBER OF STAFF



MOVE TO THE EVACUATION ASSEMBLY AREA FOLLOW INSTRUCTION FROM STAFF AND WARDENS



## EVACUATION ASSEMBLY AREA



## EMERGENCY TONES

**ALERT TONE**  
(BEEP... BEEP... BEEP...)  
STANDBY FOR FURTHER ANNOUNCEMENTS

**AFTER HOURS**  
COMMENCE EVACUATION

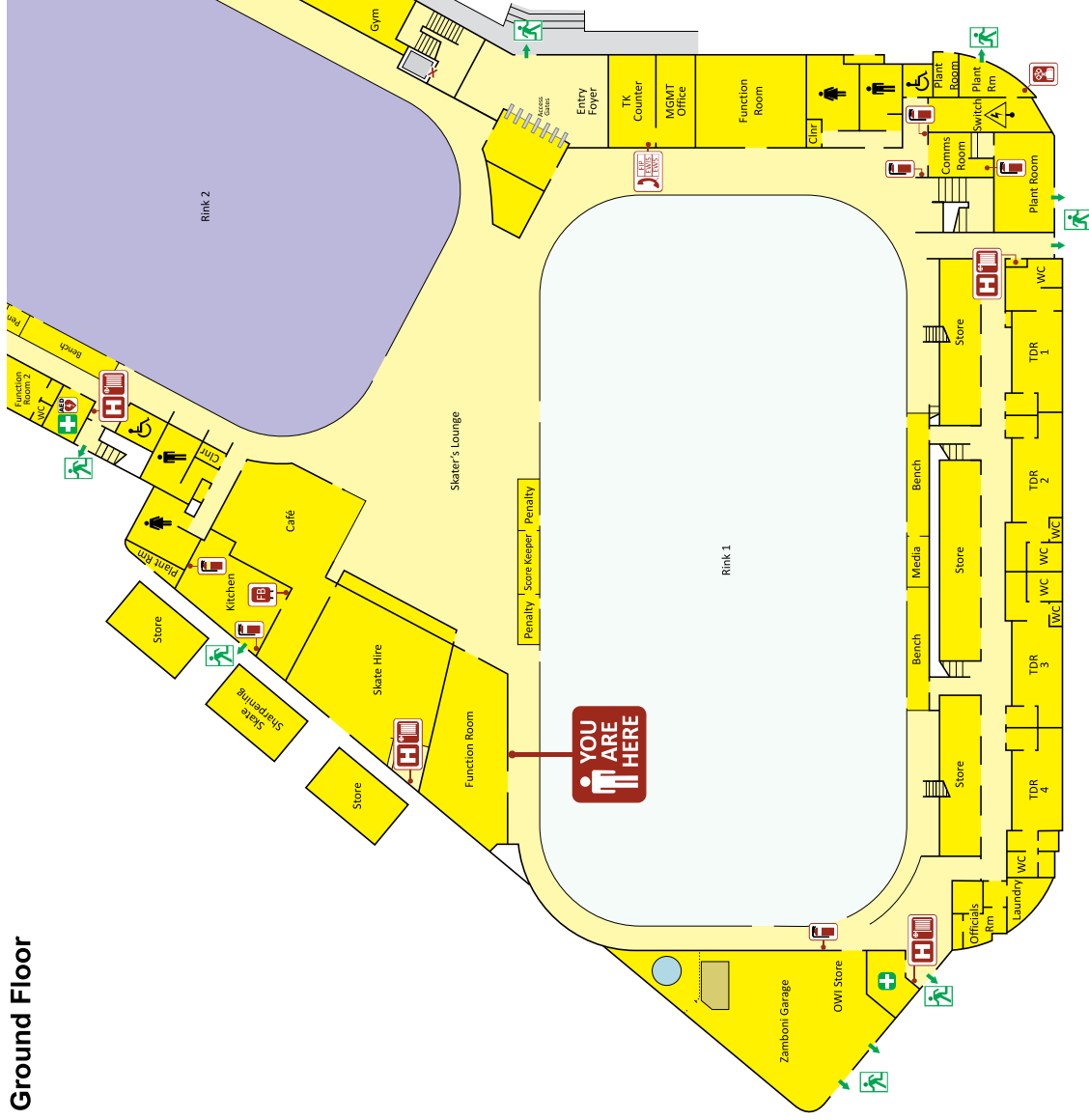
**EVACUATION TONE**  
(WHOOOP... WHOOOP...)  
COMMENCE EVACUATION

**DO NOT USE LIFTS**

## LEGEND

- Emergency Exit
- First Aid
- Wheelchair Access
- WC
- Fire Blanket
- Fire Alarm
- Noon Bell
- Hydrant
- Sprinkler Stop Valve
- Warden Intersection Point
- Fire Indicator Panel
- Smoke Detector
- Emergency Warning System
- Switchboard
- First Aid Kit
- Defibrillator

Ground Floor



# EVACUATION DIAGRAM



**O'BRIEN GROUP ARENA**

105 Pearl River Road  
Docklands VIC 3008


Second Floor

## EMERGENCY PROCEDURES

REMOVE YOURSELF AND OTHERS FROM DANGER

RAISE THE ALARM  
NOTIFY A MEMBER OF STAFF

MOVE TO THE  
**EVACUATION ASSEMBLY AREA**  
FOLLOW INSTRUCTION FROM STAFF AND WARDENS



## EVACUATION ASSEMBLY AREA

## EMERGENCY TONES

**ALERT TONE**  
(BEEP... BEEP... BEEP...)  
STANDBY FOR FURTHER ANNOUNCEMENTS

**AFTER HOURS**  
COMMENCE  
EVACUATION

**EVACUATION TONE**  
(WHOOOP... WHOOOP...)  
COMMENCE  
EVACUATION

DO NOT USE LIFTS

## LEGEND

- Emergency Exit
- Dry Chemical Extinguisher
- Hose Reel
- Hydrant
- Fire Indicator Panel

